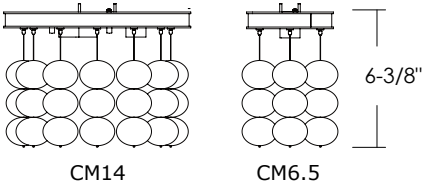


PALLINA CEILING MOUNT

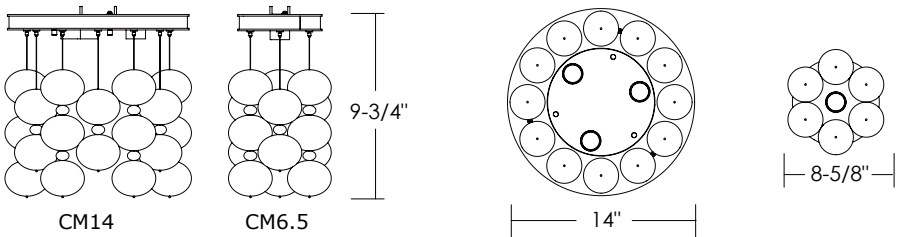


Pallina Ceiling Mount Configurations

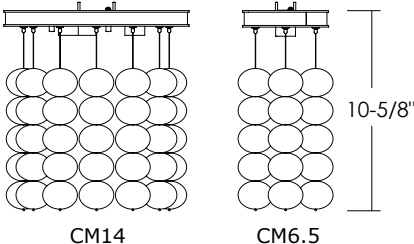
Straight, 3 High, Diffuser Bubble



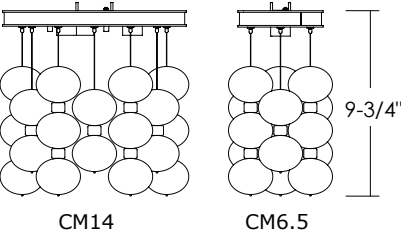
Staggered, Diffuser Bubble with Small Bubble Diffuser Bubble



Straight, 5 High, Diffuser Bubble



Staggered, Diffuser Bubble with Bead



(continued on next page)

11828 NE 112th Street
 Kirkland, WA 98033
 (tel) 425.823.4560 / 800.755.0471
 (fax) 425.823.8654
 sales@charlesloomis.com
 www.charlesloomis.com

June 2009

CHARLES LOOMIS, INC.


PALLINA CEILING MOUNT

Pallina Ceiling Mount Specifications



Pallina CM14

Dimensions:

	Diameter:	Height:
<i>Straight, 3 high:</i>		
CM6.5	8 5/8"	6 3/8"
CM14	14"	6 3/8"

Straight, 5 high:

CM6.5	8 5/8"	10 5/8"
CM14	14"	10 5/8"

Staggered:

CM6.5	8 5/8"	9 3/4"
CM14	14"	9 3/4"

Overall Drop:

Adjustable

Material/Finishes:

Metal:

Stainless Steel Polished CL435

Diffusers:

Standard 3 Bubble per Strand Configuration

CM6.5:

(18) Hand Blown Clear Glass Bubbles with Clear Pavé Frit

CM14:

(36) Hand Blown Clear Glass Bubbles with Clear Pavé Frit

Lamping (Included):

CM6.5: (1) 20W MRC11

CM14: (3) 20W MRC11

Supply Voltage:

120V

Listing:

ETL Incandescent Dry Location

Mounting:

Direct to Junction Box

Fixture Weights:

CM6.5 = 8 lbs.

CM14 = 15 lbs.

General Notes:

FOB - Kirkland, WA

Designed by Charles Loomis

Contact:

sales@charlesloomis.com

425.823.4560

800.755.0471

Please contact your local Representative for pricing and availability.

Glass Bubbles are available in various textures, configurations, colors, and sizes. They may be stacked in columns of (3) or (5) and can be staggered or aligned in rows. Bubbles may be alternated with a smaller bubble or a solid bead.